





The 2560



-  2,557 Ft²
-  3 Bedrooms
-  2.5 Bathrooms
-  2 Car Garage

Some images shown may be from a previously built Stylecraft home of similar design. Actual options, colors, and selections may vary. Contact us for details!

Step into our inviting 2560 floor plan, where the kitchen island stands as a symbol of gathering, seamlessly blending with the open living space to foster connection and conversation.

Here, culinary creativity flourishes, and a cozy breakfast nook invites you to savor leisurely moments. Journeying further, you'll discover the sanctuary of the primary bedroom. The expansive walk-in closet gracefully connects to a spacious utility room, offering practicality without sacrificing style. The 2560 boasts a versatile flex room, awaiting your personal touch.





Questions?
1-866-757-1235



In continuous effort by Stylecraft Builders to improve the quality of your home, we reserve the right to change features, prices, plans and specifications without notice. Floorplans and elevation renderings are artists' conceptions only. Significant changes may be made during or after the construction of the model homes. Stylecraft Builders reserves the right to modify, relocate or eliminate any or all of the features, specifications, plan utilities, design or shape thereof, all without notice or obligations to any purchaser. Price range reflects base price only. Location premiums will be charged for certain locations and are not included in the base price of the home. Additional association fees may apply. Other fees may also apply. Amenities are proposed and planned or may be under construction. All square footages are approximate square footages of the total livable space. Water heater location deemed per city municipality code. Please see your onsite sales associate for additional information and more details. © 2022 Stylecraft Builders.



